

GAS SOLID TOP VERSION WITH TWO BURNERS ON RIGHT AND TWO BURNERS ON LEFT- TOP VERSION

Project:
Rev.:
Zone:
Location:



CODE
CR1016129

MODEL
Q90TP/G1601

SERIE
QUEEN 9

GENERAL FEATURES

- AISI 304 stainless-steel bases and worktops, Scotch-Brite finish
- Depth of 900 mm for high power and performance
- Catalogue offers more than 350 standard models
- Worktop, base cabinet, base cabinet with doors and oven versions
- 20/10 worktop thickness
- Twin-piece knobs prevent infiltration of dirt and have an IPX5 water ingress protection rating
- Gas ranges having burners with various configurations and power ratings: 3.5 kW - 5.7 kW, 7 kW and 10 kW. Double-ring burners for 7 and 10 kW models
- Wide range of accessories

The knobs offer optimum grip and help the chef to have the setting controls right under his eyes. Special attention has also been paid to the knob bezel that has been expertly designed to avoid penetration of liquids and/or dirt. Thanks to the IPX5 water jet ingress protection rating, awarded after passing specific tests, knobs and knob bezels can be washed at the end of the working day without affecting performance or safety.



TECHNICAL DETAILS

GAS

GAS SOLID TOP VERSION WITH TWO BURNERS ON RIGHT AND TWO BURNERS ON LEFT- TOP VERSION

- Cast iron brushed griddle with removable central disc;
- High power (14 kW) central burner with piezoelectric ignition;
- Distinguished heating zones with maximum temperature in the centre 500°C, decreasing towards the perimeter;
- safety valve with thermocouple and supplied power progressive adjustment;
- Long prongs enamelled cast iron grilles to easily move pots between one burner and another; Stainless steel rod grilles are available
- High power cast iron burners (3.5- 5.7- 7 and 10 kW);
- Burners piezo-electric ignition available as optional
- Stainless steel removable two-burner basin accessory

**GAS SOLID TOP VERSION WITH TWO
BURNERS ON RIGHT AND TWO BURNERS
ON LEFT- TOP VERSION**



CODE
CR1016129

MODEL
Q90TP/G1601

SERIE
QUEEN 9

TECHNICAL INFORMATION

SPECIFICATIONS	DATA
CODE	CR1016129
DEFINITION	Q90TP/G1601 TUTTAPIASTRA GAS+4F TOP
MODEL	Q90TP/G1601
COMMERCIAL LINE	QUEEN
SUPPLY	GAS
WIDTH	1600 MM
DEPTH	900 MM
HEIGHT	250 MM
NET WEIGHT	151,000
VOLUME	0,360 M3
PACKAGING VOLUME	0,890
PACKAGING GROSS WEIGHT	177,000
GAS POWER (G30/30 MBAR)	34,00 KW
GAS POWER (G25/25 MBAR)	34,50 KW
CERTIFIED MODEL	Q90TP/G16
CERTIFICATION NUMBER	CE-0085BS0154
POT GAS TOT / POT FRIGO2	35,00
CERTIFICATION BODY	0085
TYPE	A GIORNO
PRODUCT VARIANTS	FUOCHI+PIASTRA TUTTAP. A SX
NUMBER OF MODULES	1/1+1/2 MODULO

**GAS SOLID TOP VERSION WITH TWO
BURNERS ON RIGHT AND TWO BURNERS
ON LEFT- TOP VERSION**



CODE
CR1016129

MODEL
Q90TP/G1601

SERIE
QUEEN 9

ACCESSORIESES

CODE	MODEL	DESCRIPTION
CR1018839	QP12	Base door L 400
CR1018859	QKC21	KIT DRAWERS GN2/1 H150
CR1015359	QRG21	SET OF TRY SLIDES GN 2/1
CR0592790	ZA80	FRONT PLINTH
CR0982789	ZL90	SIDE PLINTH SERIE 900
MA97432000	NXR	SET OF WHEELS NXR
MA97433000	NXRI	SET OF WHEELS INOX NXRI
CR1015369	QCH20	DIRECTABLE WATER FLUE
CR0592869	CR0592869	4 PIEDI X INSTALL.SU ZOCCOLO DI CEMENTO
CR1015339	QPT	N. 4 PIEDINI IN ACCIAIO INOX PER INSTALLAZIONE SU PIANI
CR0592879	CR0592879	KIT ANTI RIBALTAMENTO 2 PIEDI X N900
CR0592399	NXTVT1	KIT PANNELLI X BASE TECN.1 FRONTE NXTVT1
CR0592409	NXTVT2	KIT PANNELLI X BASE TECN.2 FRONTI NXTVT2
CR1018879	Q90FTDX	FIANCO TERMINALE DESTRO QUEEN
CR1018889	Q90FTSX	FIANCO TERMINALE SINISTRO QUEEN
CR0980009	CANT	TUBULAR HANDRAIL FRONTALE (AL METRO LINEARE)
CR0980019	9CLAT	TUBULAR HANDRAIL LATERALE SERIE 900
BN418031900211	9PRD	PIANO LATERALE RIBALTABILE DESTRO
BN418031900460	9PFD	PIANO LATERALE FISSO DESTRO
BN418031900221	9PRS	PIANO LATERALE RIBALTABILE SINISTRO
BN418031900470	9PFS	PIANO LATERALE FISSO SINISTRO
BN8031920110		

**GAS SOLID TOP VERSION WITH TWO
BURNERS ON RIGHT AND TWO BURNERS
ON LEFT- TOP VERSION**



CODE
CR1016129

MODEL
Q90TP/G1601

SERIE
QUEEN 9


PRODUCT'S RANGE PLUS




Extra-thick top plate with removable middle ring.



Single high-efficiency middle burner providing different temperature zones on the hob with maximum heat in the centre and gradually decreasing temperatures when moving towards the edges.



Protected pilot flame, with easily washable protection.



Fully moulded top, obtained from a large stainless steel plate.



Thanks to the IPX5 water jet ingress protection rating, awarded after passing specific tests, knobs and knob bezels can be washed at the end of the working day without affecting performance or safety.



Long prongs enamelled cast iron grilles to easily move pots between one burner and another.



The front bar is a comfortable place for the chef to lean on; it means you will remain at a safe distance from the worktop and therefore protects from accidentally knocking against both items lying on the worktop and the knobs.



High power cast iron burners 3.5-5.7- 7 and 10 kW.

**GAS SOLID TOP VERSION WITH TWO
BURNERS ON RIGHT AND TWO BURNERS
ON LEFT- TOP VERSION**

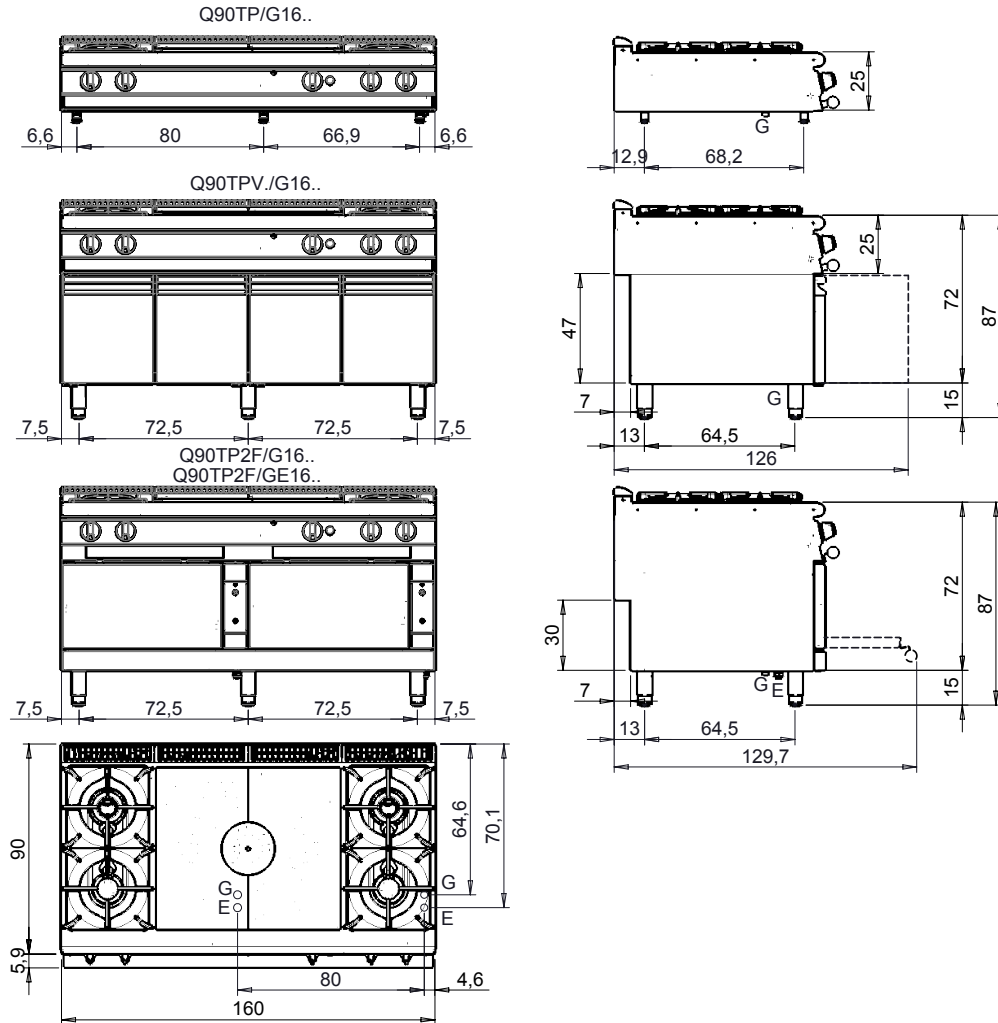


CODE
CR1016129

MODEL
Q90TP/G1601

SERIE
QUEEN 9

MISURE IN cm - DIMENSIONS IN cm - ABMESSUNGEN IN cm- MESURES EN cm
MEDIDAS EN cm - MATEN IN cm - DIMENSIONES EN cm



Legenda - Legende - Key - Légende - Leyenda - Legenda - Legenda

<p>E Pressacavo entrata linea elettrica - Stopfbuchse - Electric cable stress relief - Presse étoupe de câble él - Pisacable - Elektrische kabelwartel - Entrada cabo eléctrico</p>	<p>G Arrivo gas - Gasanschluss - Gas connection - Arrivée gaz - Union de gas - Gasaansluiting - Ligaçao gás EN 10226-1 R 1/2; EN ISO 228-1 G 1/2 (DK)</p>
<p>S Attacco scarico acqua - Wasserablauf - Water outlet - Vidange de l'eau - Desaguadero - Wateraftapaansluiting - Junção descarga água</p>	<p>H20 Arrivo acqua - Wasseranschluss - Water inlet - Arrivée eau - Union de agua - Wateraansluiting - Junção alimentação água</p>
<p>S1 Scarico vasca - Wannenabflussrohr - Pan outlet - Vidange du bac - Descarga cuba - Water toevoer - Descarga da cuba</p>	<p>A1 = Calda - Heiss - Warm - Chaude - Caliente - Warm - Morno A2 = Fredda - Kalt - Cold - Froid - Fria - Koude - Frio</p>
<p>S2 Valvola di depressione - Anti-depression valve - Unterdruck ventil - Soupape de dépression - Válvula de depresión - Onderdrukklep - Válvula de depressão</p>	
<p>S3 Scarico acqua intercapedine - Wasserablauf Zwischenraum - Jacket water drain Evacuation eau double envelope - Descarga de agua intersticios - Afvoer water tussenruimte - Descarga de água na marmitta com Sistema de aquecimento indirecto</p>	
<p>S4 Scarico - Abflussrohr - Drain - Tuyau d'évacuation - Tubo de drenaje - Aftapbuis - Tubulação de dreno</p>	<p>L Rubinetto di livello - Level tap - Wasserhahn - Robinet de niveau - Grifo de nivel - Niveaakraan - Torneira de nível</p>