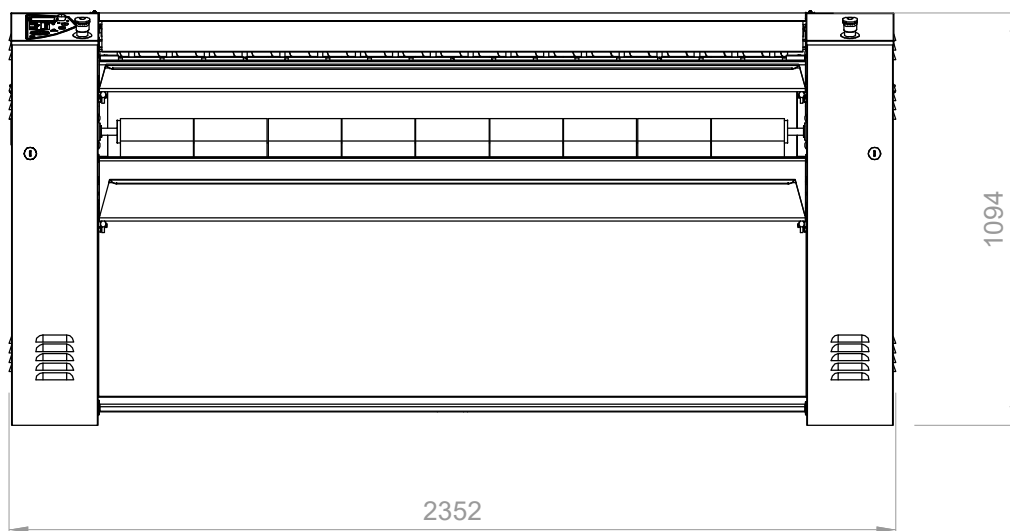


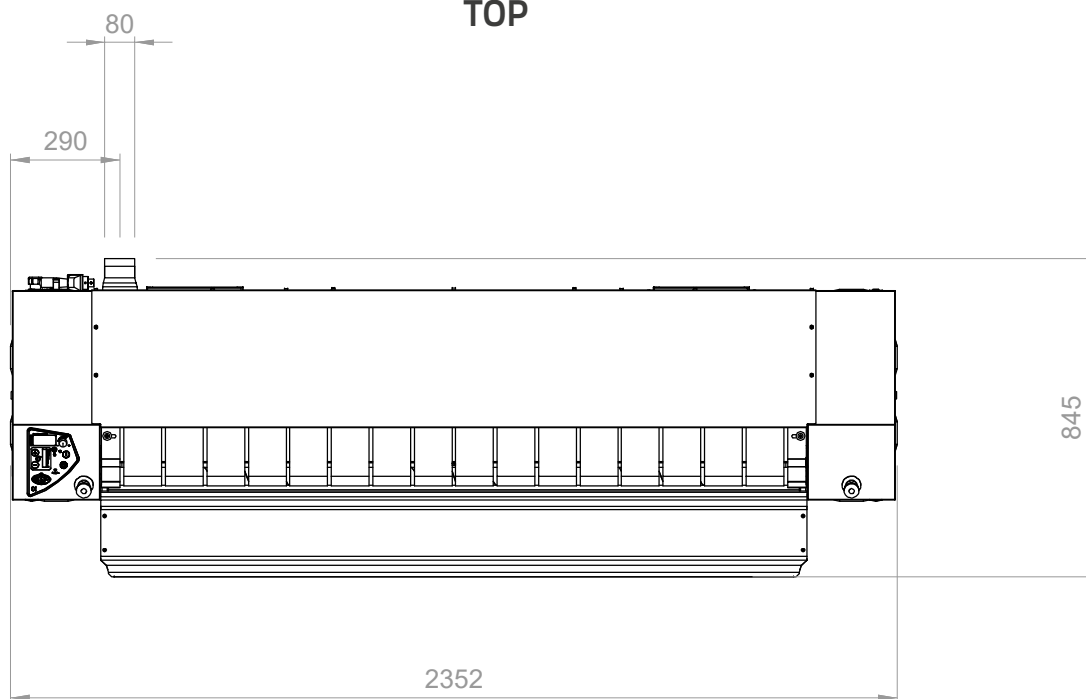
G18.35

INSTALLATION PLAN

FRONT

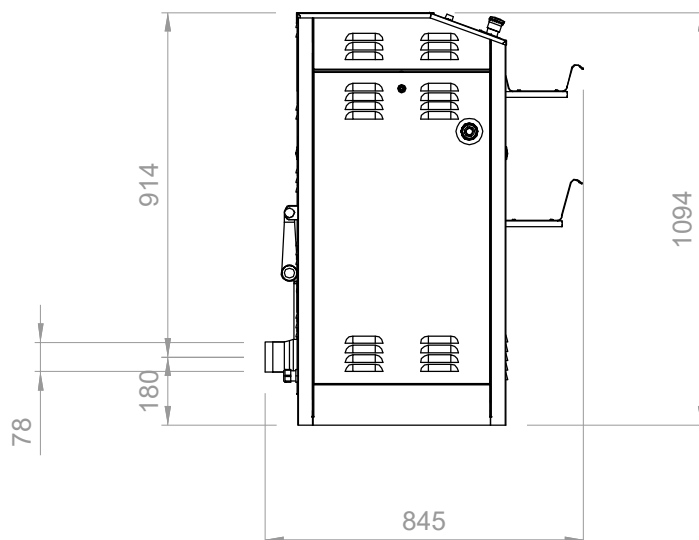


TOP






INSTALLATION PLAN

SIDE



WHAT YOU NEED

| | | | |
|--|---|--|---|
| Electrical cable + industrial plug |  |  |  |
| | V.230/1/50-60Hz | V.230/3/50-60Hz | V.400/3N/50-60Hz |
| | n/a | 64 Amps | 37 Amps |
| Total power required | n/a | 25,3 kW | 25,3 kW |
| Differential magnetothermal switch | n/a | Idn = 0.03 Amps | Idn = 0.03 Amps |
| Ducting | n/a | Ø80 mm, 280 m ³ /h | Ø80 mm, 280 m ³ /h |
| Clearance around the ironer | back: 500 mm - right: 500 mm - left: 500 mm | | |