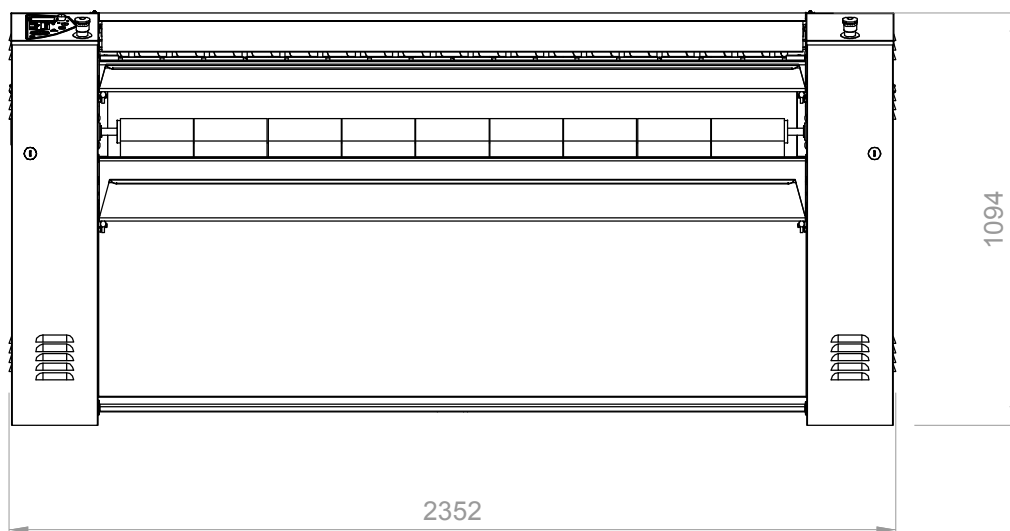


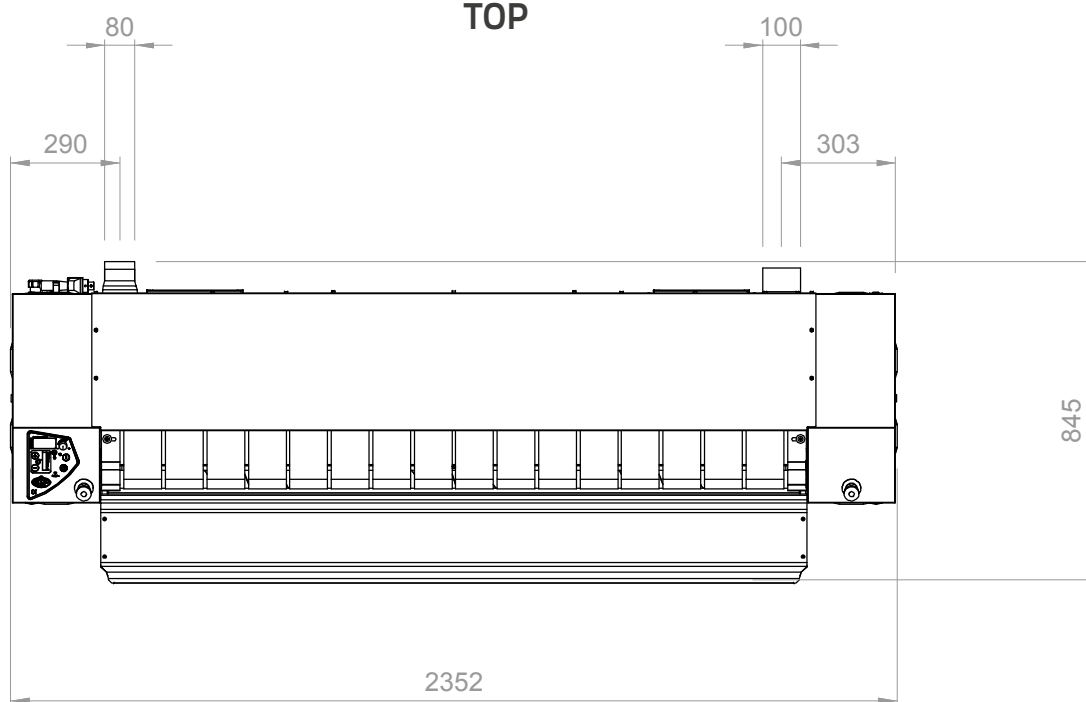
G18.35

INSTALLATION PLAN

FRONT

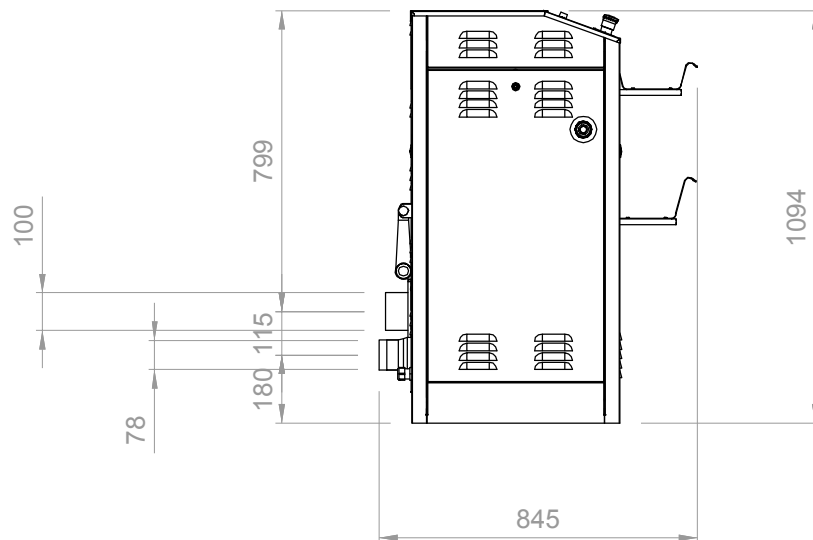


TOP






INSTALLATION PLAN

SIDE



WHAT YOU NEED

Electrical cable + industrial plug			
	V.230/1/50-60Hz	V.230/3/50-60Hz	V.400/3N/50-60Hz
	5 Amps	n/a	n/a
Total electric power required	1,2 kW	-	-
Differential magnetothermal switch	Idn = 0.03 A	-	-
Thermal power	25,6 kW		
Gas connection	G 1/2" M	-	-
Natural gas consumption (G20)	2,71 m ³ /h	-	-
LPG consumption (G30/G31)	2,02 kg/h	-	-
Steam extraction	Ø80 mm, 280 m ³ /h	-	-
Fumes extraction	Ø100 mm, 140 m ³ /h	-	-
Clearance around the ironer	back: 500 mm - right: 500 mm - left: 500 mm		