

Modular Cooking - Amicus

Electric - Flat Induction

NEFI 4-60 (1AM2)



Due to continuous technical development, the image shown may not represent the latest design of the unit.

DESCRIPTION

Table top electric flat induction with 600 mm depth and 3.5 kW round coil induction.

Usable for boiling, steaming, frying, braising, simmering and steam frying.

Made of AISI 304 with 1.5 mm top thickness, power level control, 165 mm diameter round coil, 6 mm thick tempered glass.

OTHER AVAILABLE MODELS

- NEWI 4-60 1AM2

MAIN FEATURES

- Powered with a 3.5 kW round coil induction with 165 mm diameter.
- Glass dimensions 350 x 350 x 6 mm
- Controlled with gradual 9 power level and timer function. Completed with LED indicator.
- Induction generator is cooled with the filter system underneath.
- Thermal-cut off when overheated.
- Minimum pan detection of 180 mm diameter pan/pot.

CONSTRUCTION

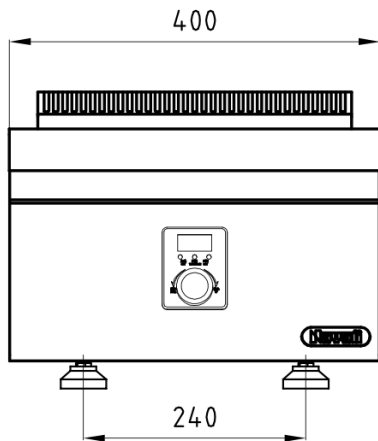
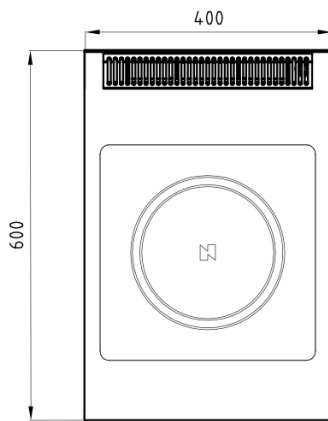
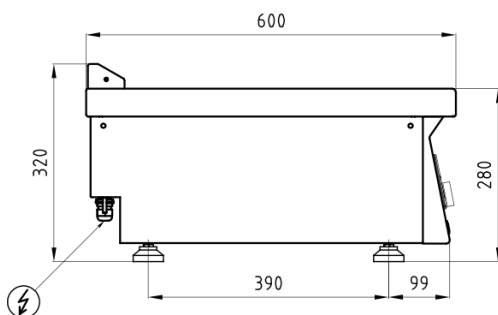
- External construction entirely with AISI 304.
- Top panel with 1.5 mm thickness. Orbital surface finishing: resistant toward scratches.
- Side panel with 0.8 mm.
- Front panel with 0.8 mm.
- Top panel with Orbital scratch-preventing finish.
- Rubber leg with 30 mm height
- IPX4 water protection level.

INCLUDED ACCESSORIES

- Power cable, H07RN-F (3x 2.5 mm).
- Amicus joining clip.

OPTIONAL ACCESSORIES

- N/A

FRONT**TOP****SIDE**

*Overall dimension in mm

TECHNICAL DATA**External Dimensions**

| | |
|--------|--------------|
| Width | : 400 mm |
| Depth | : 600 mm |
| Height | : 280/320 mm |

Cooking Surface

| | |
|---------------|----------------------------|
| Cooking zones | : 350 x 350 mm |
| Heating zones | : 1 |
| Control type | : Modulating power control |

Electrical Supply Data

| | |
|----------------------|----------------------------|
| Total connected load | : 3.5 kW |
| Voltage | : 220V, 1PNE AC / 50-60 Hz |
| Recommended fuse | : 20 A (slow) |

Connections

| | |
|-------|-------|
| Water | : N/A |
| Drain | : N/A |

Heat & Steam Emissions

| | |
|----------------------|-------------|
| Direct heat emission | : 0.7 kW |
| Latent heat emission | : 0.28 kW |
| Steam emission | : 0.41 kg/h |

PACKAGING DATA

| | |
|--------|-----------------------|
| Width | : 450 mm |
| Depth | : 700 mm |
| Height | : 395 mm |
| Volume | : 0.13 m ³ |

WEIGHT

| | |
|--------------|---------|
| Net Weight | : 22 kg |
| Gross Weight | : 26 kg |