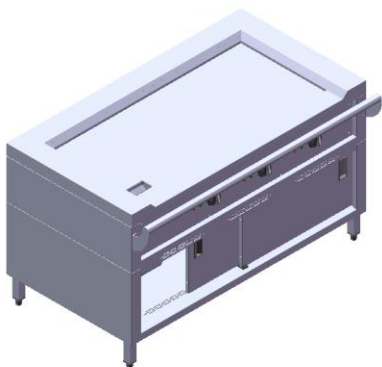




Total Food-Service Solutions

Modular Cooking – Oriental Electric Teppanyaki

TP-15/E



*Due to routine technical improvement, the photograph shown may not represent the latest design of the products.

AVAILABLE MODEL

1. TP-15/E

DESCRIPTION

Teppanyaki Electric with 14.3 kW power rate. (11x1.3 kW each heater). Uses 20 mm S355JR Steel Griddle Plate and consists of three heating zones. This appliance is especially designed for cooking Japanese cuisine: sautéing. Unit to be installed free standing can be joined with base cabinet, table stand or cantilever system or portable model that easy to be brought. The appliance also equipped with Safety Thermostat to adjust the cooking temperature (50°C up to 250°C).

ITEM# : _____

MODEL# : _____

NAME : _____

SN : _____

MAIN FEATURE

- Heavy duty electric teppanyaki built on assembled frame construction for flexibility.
- Multi burners controlled by safety thermostat.
- Removable grease container is provided for easy cleaning.
- Griddle made of 20 mm S355JR Steel.

CONSTRUCTION

- Fully Stainless Steel Exterior.
- ¾" Thick highly polished steel plate.
- 770mm working depth.
- Large capacity grease container.
- Adjustable legs 40 x 40 mm.
- With Safety Thermostat.
- Material Griddle is S355JR (t = 20mm).

INCLUDED ACCESSORIES

- N/A

OPTIONAL ACCESSORIES

- Power Cable

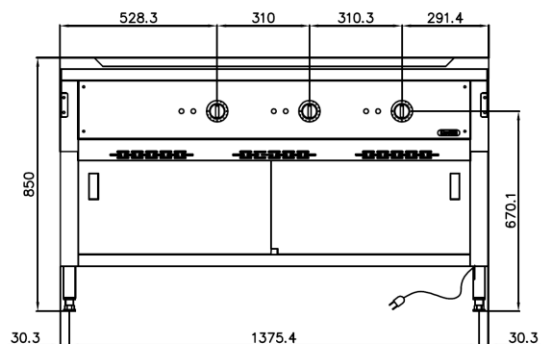
APPROVAL : _____

PT. NAYATI INDONESIA
www.nayati.com
nayati@nayati.com

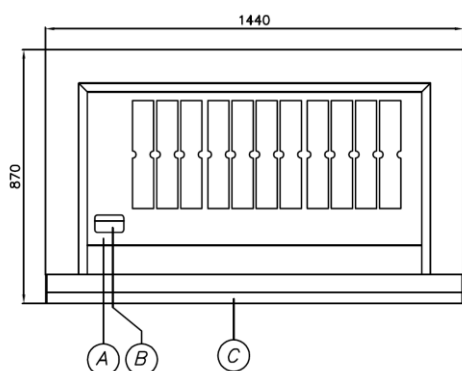
The company reserves the right to make modifications to the products without prior notice.
All information correct at time of printing.
2018.09.03



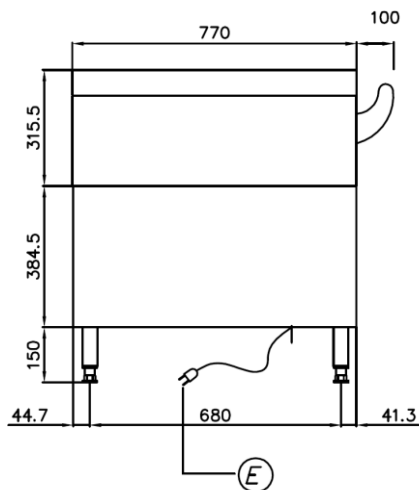
FRONT



TOP



SIDE



* Overall Dimension in mm

ELECTRIC

Electrical rating (kW)	:	14.3
Element rating (kW)	:	14.3
Electrical supply voltage	:	400V 3N
Required electrical supply (amps):		24
Power Cable	:	
~ Cable Type	:	H07RN-F
~ Cable Dimension	:	5 x 4mm ²
Electrical current split (amps) :		L1: 18
		L2: 24
		L3: 24

KEY INFORMATION

Unit Dimension (mm)	:	1440x770/870x850
Cooking surface (mm)	:	1200x550
Direct heat emission (kW)	:	4.7
Latent heat emission (kW)	:	5.72
Steam emission (Kg/h)	:	8.41
Min working temperature	:	50°C
Max working temperature	:	250°C

PACKING DETAILS

Shipping Dimension (mm)	:	1490x910x1040
Gross Weight (Kg)	:	297
Shipping volume (m ³)	:	1.4

APPROVAL
